

TURLA1G40G-4045

TURLA1G40G-4045 is a low noise amplifier with a typical small signal gain of 43 dB and a nominal noise figure of 4.5 dB across the frequency range of 1 to 40 GHz. The DC power requirement for the amplifier is +12 V DC/550 mA. The input and output port configuration offers coax adapter structure with 2.92mm female.

Features:

- Frequency range: 1-40GHz
- Gain: 43dB Typ
- Noise Figure: 4.5dB Typ
- Good Power and Gain Flatness
- 50 Ohm Matched Input / Output

Applications:

- Communication systems

电气特性 Electrical Characteristics:

参数 Parameter	Min	Typ	Max	单位 Units
频率范围 Frequency range	1		40	GHz
小信号增益 Small Signal Gain	40	43		dB
增益平坦度 Gain Flatness		±3.0		dB
噪声系数 Noise Figure		4.5	5.2	dB
线性输出功率 Output P1dB	17	20		dBm
饱和输出功率 Output Psat		21		dBm
杂散 Spurious		-60		dBc
输出三阶交调 Output IP3		28		dBm
驻波 VSWR		1.8	2.0	:1
直流电压 DC Voltage		+12		V DC
直流电流 DC Supply Current		550		mA
阻抗 Impedance		50		Ohms

机械特性 Mechanical Specifications:

参数 Parameter	指标 Value	单位 Units
输入/输出接口 Input /Output Connector	2.92mm Female/2.92mm Female	

绝对最大值 Absolute Maximum Ratings:

参数 Parameter	指标 Value
供电偏置电压 Supply Bias Voltage	+15V
输入功率 RF Input Power	-16 dBm
ESD灵敏度 ESD sensitivity (HBm)	Class 0, passed 150V

外形图 Outline Drawing: Unit:mm

GND
VDC



温度环境 Environmental Conditions:

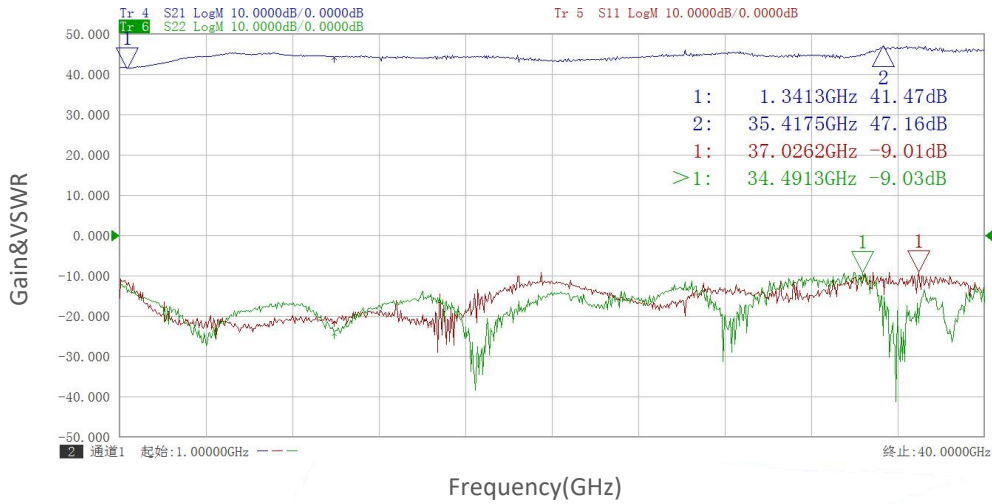
参数 Parameter	Min	Typ	Max	单位 Units
操作温度 Operating Temperature	-45		+85	°C
存储温度 Non-operating Temperature	-55		+125	°C
相对湿度 Relative humidity		95		%
海拔 Altitude	50,000			feet
震动 Shock / Vibration(MIL-STD-810F)	25g rms (15 degree 2KHz) endurance, 1 hour per axis			

订货信息 Ordering Information:

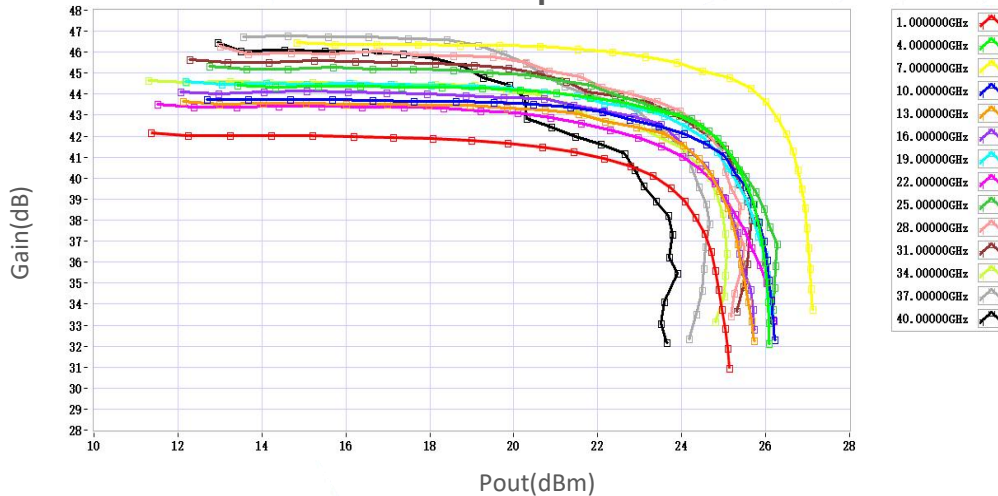
标准型号 Base Number	描述 Description	版本号 Revision
TURLA1G40G-4045	Low Noise Amplifier, 1-40GHz, Noise Figure:4.5dB, Gain:43 dB,P1dB:20dBm,+12V DC,Without Heatsink	Rev.1.1
TURLA1G40G-4045 HS	Low Noise Amplifier, 1-40GHz, Noise Figure:4.5dB, Gain:43 dB,P1dB:20dBm,+12V DC,With Heatsink	Rev.1.1

典型曲线 Typical Performance Data:

Gain&VSWR vs Frequency

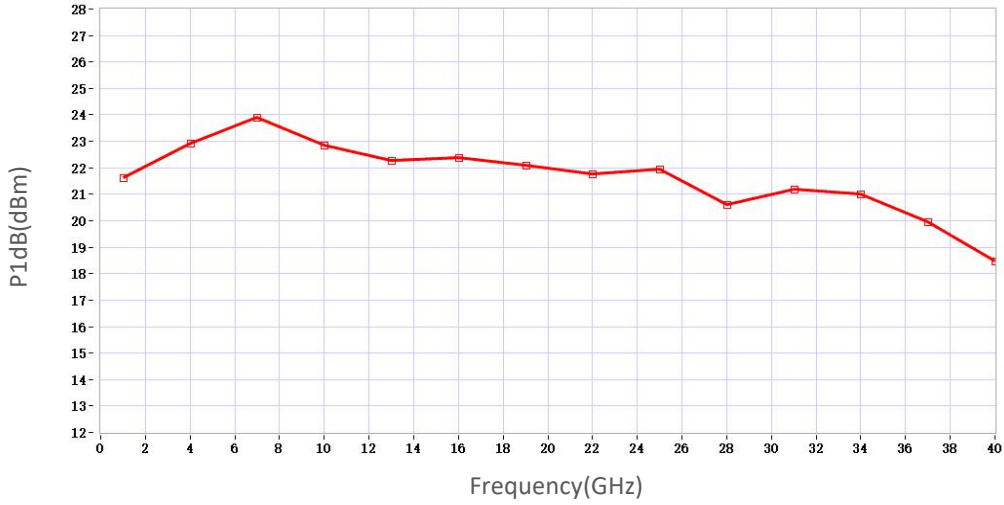


Gain vs Output Power

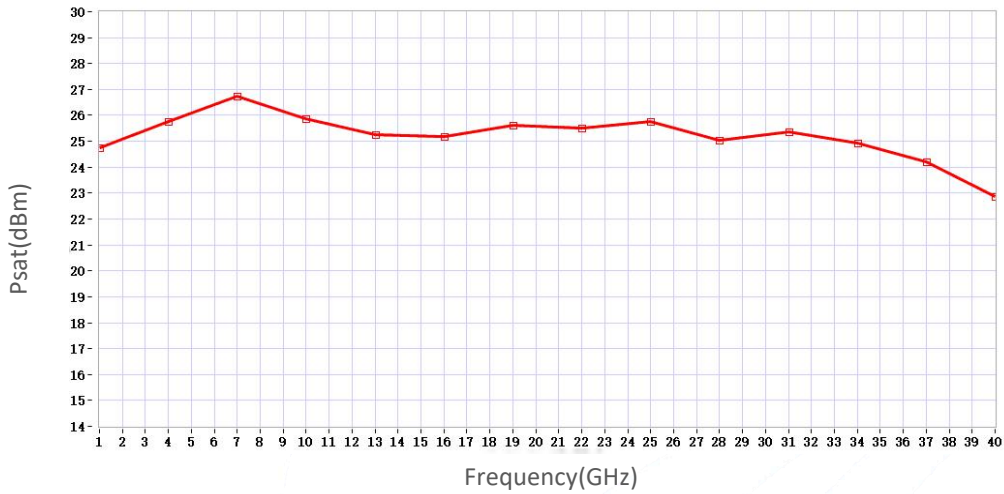


典型曲线 Typical Performance Data:

P1dB vs Frequency



Psat vs Frequency



Note: Above data is for ref only, actual data may vary from unit to unit depending on operating environment and other factors like material lots etc.