

TURLA0.01G26.5G-3240

TURLA0.01G26.5G-3240 is a low noise amplifier with a typical small signal gain of 32 dB and a nominal noise figure of 4.0 dB across the frequency range of 0.01 to 26.5 GHz. The DC power requirement for the amplifier is +12 V DC/360 mA. The input and output port configuration offers coax adapter structure with 2.92mm female.

Features:

- Frequency range: 0.01-26.5 GHz
- Gain: 32dB Typ
- Noise Figure: 4.0dB Typ
- Good Power and Gain Flatness
- 50 Ohm Matched Input / Output

Applications:

- Communication systems

电气特性 Electrical Characteristics:

参数 Parameter	Min	Typ	Max	单位 Units
频率范围 Frequency range	0.01		26.5	GHz
小信号增益 Small Signal Gain	27	32		dB
增益平坦度 Gain Flatness		±2.5		dB
噪声系数 Noise Figure		4	6	dB
线性输出功率 Output P1dB	18	20		dBm
输出三阶交调 Output IP3		22		dBm
输入驻波 Input VSWR		1.8		:1
输出驻波 Output VSWR		1.8		:1
直流电压 DC Voltage		12		V DC
直流电流 DC Supply Current		360		mA
阻抗 Impedance		50		Ohms

机械特性 Mechanical Specifications:

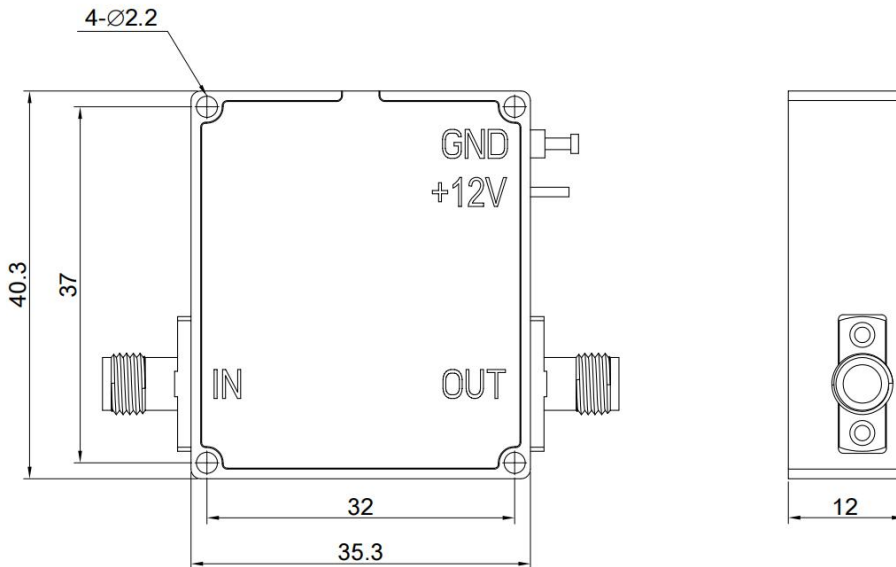
参数 Parameter	指标 Value	单位 Units
输入/输出接口 Input /Output Connector	2.92mm Female/2.92mm Female	

绝对最大值 Absolute Maximum Ratings:

参数 Parameter	指标 Value
供电偏置电压 Supply Bias Voltage	+15 V
输入功率 RF Input Power	-5 dBm
ESD灵敏度 ESD sensitivity (HBm)	Class 0, passed 150V

外形图 Outline Drawing:

Unit:mm





ESD Protection: Strictly adhere to ESD precautions to prevent electrostatic damage.

温度环境 Environmental Conditions:

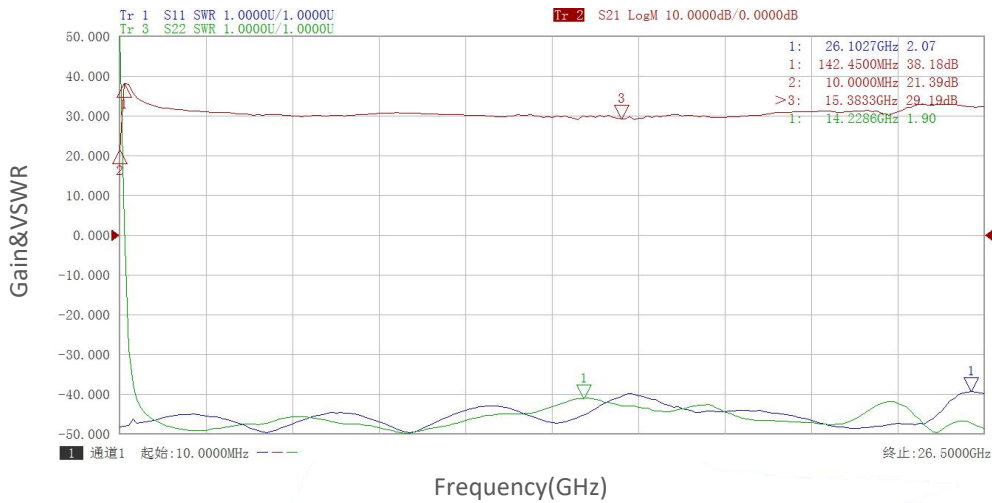
参数 Parameter	Min	Typ	Max	单位 Units
操作温度 Operating Temperature	-45		+85	°C
存储温度 Non-operating Temperature	-55		+125	°C
相对湿度 Relative humidity		95		%
海拔 Altitude		10,000		feet
震动 Shock / Vibration(MIL-STD-810F)	25g rms (15 degree 2KHz) endurance, 1 hour per axis			

订货信息 Ordering Information:

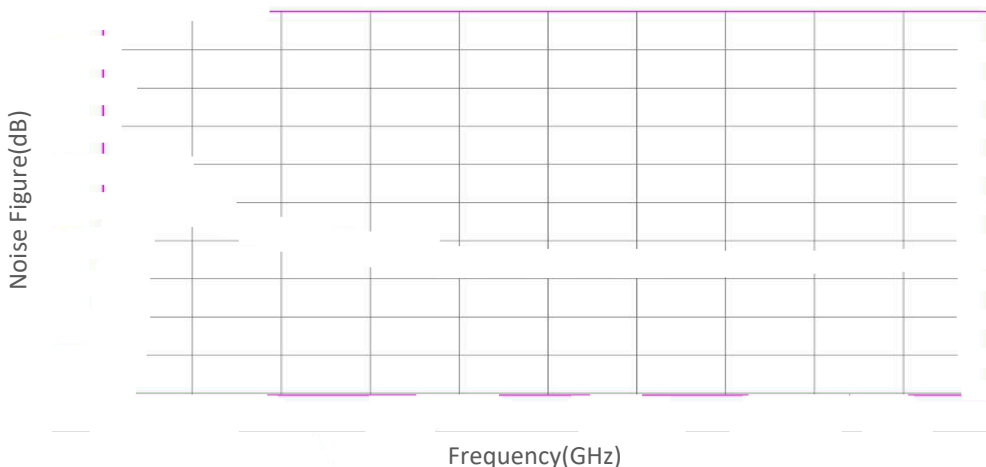
标准型号 Base Number	描述 Description	版本号 Revision
TURLA0.01G26.5G-3240	Low Noise Amplifier, 0.01-26.5GHz, Noise Figure:4.0dB, Gain:32 dB,P1dB:20dBm,+12V DC,Without Heatsink	Rev.1.1
TURLA0.01G26.5G-3240 HS	Low Noise Amplifier,0.01-26.5GHz, Noise Figure:4.0dB, Gain:32 dB,P1dB:20dBm,+12V DC,With Heatsink	Rev.1.1

典型曲线 Typical Performance Data:

Gain&VSWR vs Frequency

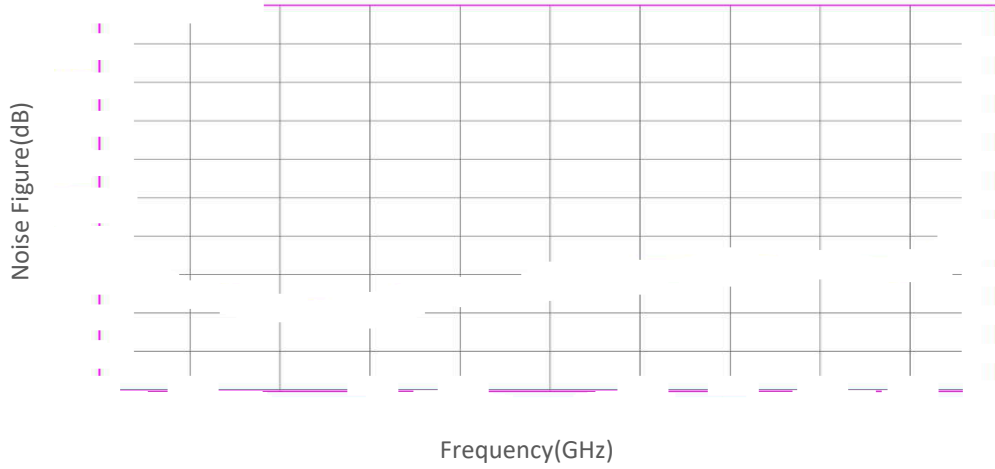


Noise Figure vs Frequency

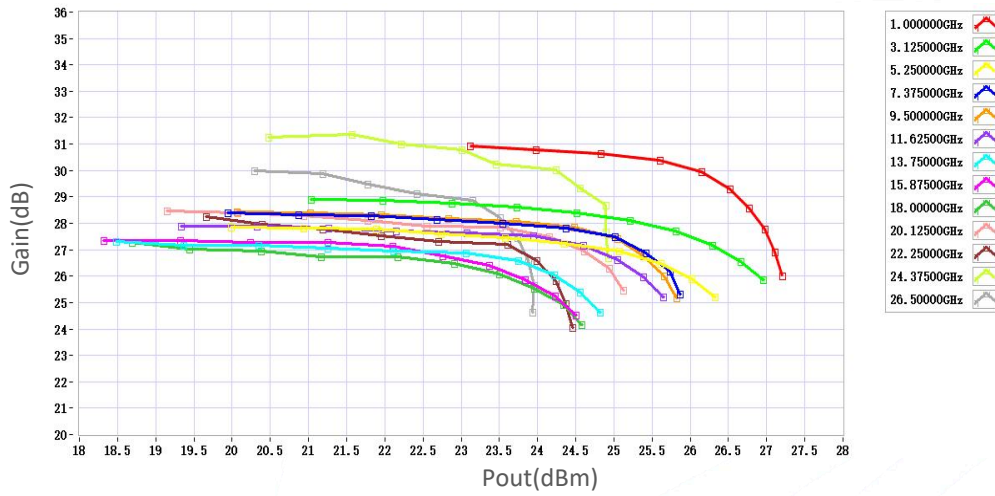


典型曲线 Typical Performance Data:

Noise Figure vs Frequency



Gain vs Output Power



P1dB vs Frequency

