

TURLA2G40G-3045

TURLA2G40G-3045 is a low noise amplifier with a minimum small signal gain of 30 dB and a nominal noise figure of 5.5 dB across the frequency range of 2 to 40 GHz. The DC power requirement for the amplifier is +12 V DC/240 mA. The input and output port configuration offers coax adapter structure with 2.92mm female.

Features:

- Frequency range: 2-40GHz
- Gain: 30dB Min
- Noise Figure: 5.5dB Typ
- Good Power and Gain Flatness
- 50 Ohm Matched Input / Output

Applications:

- Communication systems

电气特性 Electrical Characteristics:

参数 Parameter	Min	Typ	Max	单位 Units
频率范围 Frequency range	2		40	GHz
小信号增益 Small Signal Gain	30	33		dB
增益平坦度 Gain Flatness		±2.5	±5.5	dB
噪声系数 Noise Figure		5.5	6	dB
线性输出功率 Output P1dB	15	19		dBm
饱和输出功率 Output Psat		20		dBm
杂散 Spurious		-60		dBc
输入驻波 Input VSWR		1.8	2.2	:1
输出驻波 Output VSWR		1.8	2.5	:1
直流电压 DC Voltage		+12		V DC
直流电流 DC Supply Current		240		mA
阻抗 Impedance		50		Ohms

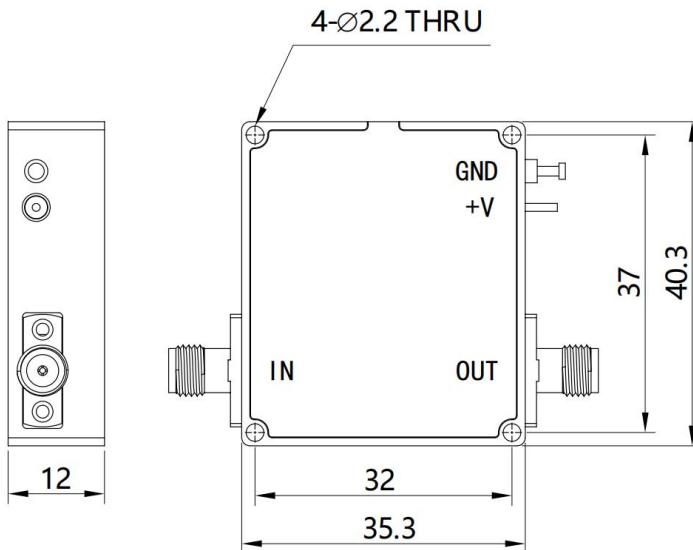
机械特性 Mechanical Specifications:

参数 Parameter	指标 Value	单位 Units
输入/输出接口 Input /Output Connector	2.92mm Female/2.92mm Female	

绝对最大值 Absolute Maximum Ratings:

参数 Parameter	指标 Value
供电偏置电压 Supply Bias Voltage	TBD
输入功率 RF Input Power	0 dBm
ESD灵敏度 ESD sensitivity (HBm)	Class 0, passed 150V

外形图 Outline Drawing: Unit:mm





ESD Protection: Strictly adhere to ESD precautions to prevent electrostatic damage.

温度环境 Environmental Conditions:

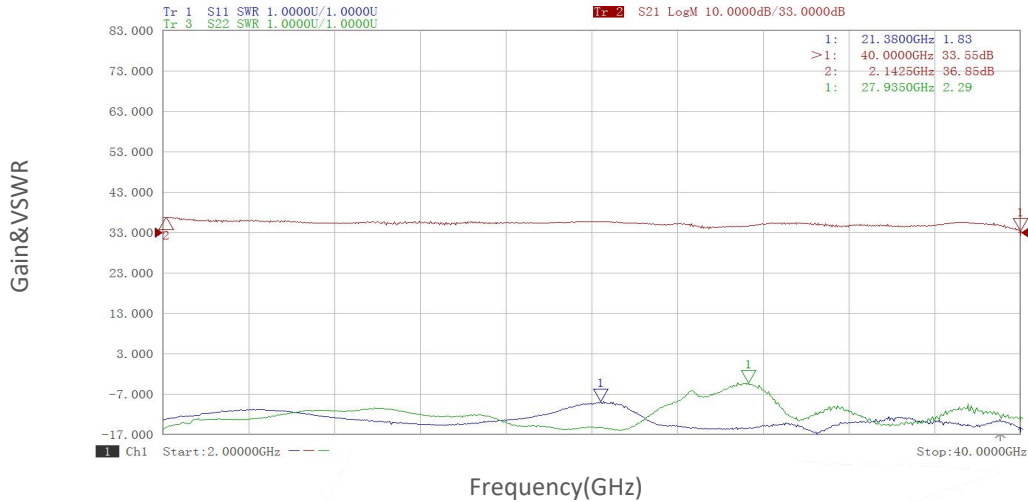
参数 Parameter	Min	Typ	Max	单位 Units
操作温度 Operating Temperature	-25		+85	°C
存储温度 Non-operating Temperature	-55		+125	°C
相对湿度 Relative humidity		95		%
海拔 Altitude		50,000		feet
震动 Shock / Vibration(MIL-STD-810F)	25g rms (15 degree 2KHz) endurance, 1 hour per axis			

订货信息 Ordering Information:

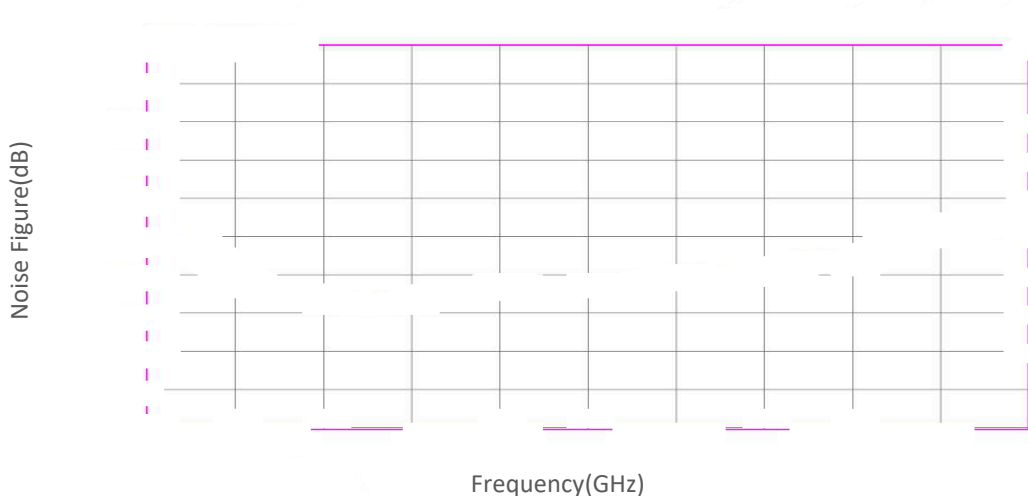
标准型号 Base Number	描述 Description	版本号 Revision
TURLA2G40G-3045	Low Noise Amplifier, 2-40GHz, Noise Figure:5.5dB, Gain:30 dB,P1dB:19dBm,+12V DC,Without Heatsink	Rev.1.1
TURLA2G40G-3045 HS	Low Noise Amplifier, 2-40GHz, Noise Figure:5.5dB, Gain:30 dB,P1dB:19dBm,+12V DC,With Heatsink	Rev.1.1

典型曲线 Typical Performance Data:

Gain&VSWR vs Frequency

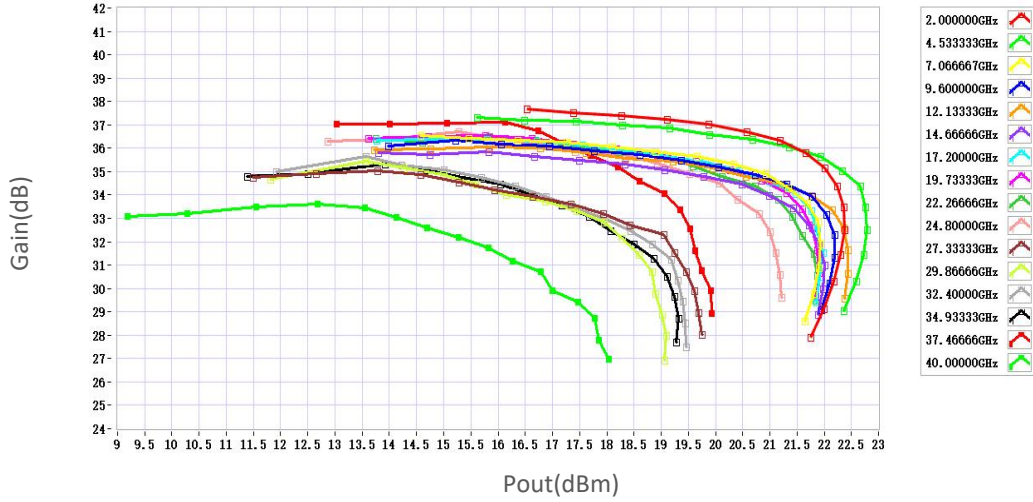


Noise Figure vs Frequency

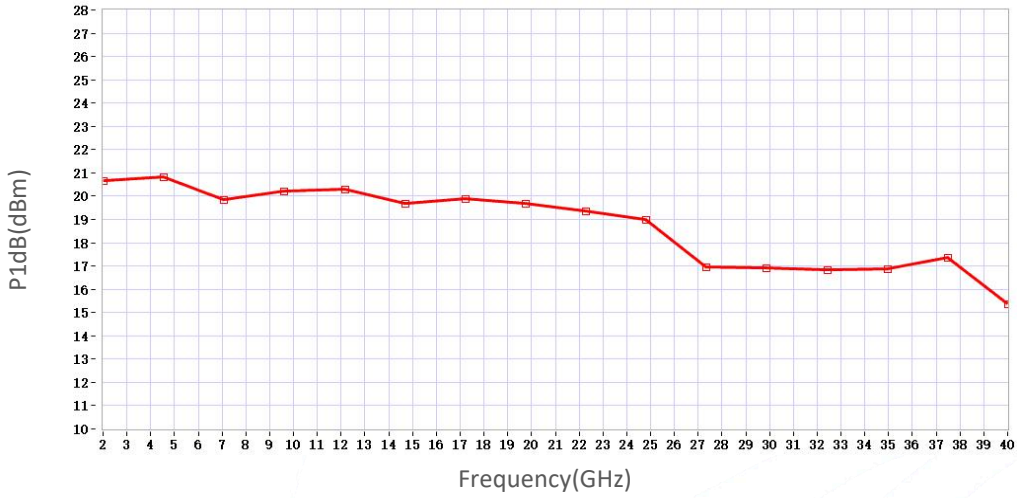


典型曲线 Typical Performance Data:

Gain vs Output Power



P1dB vs Frequency

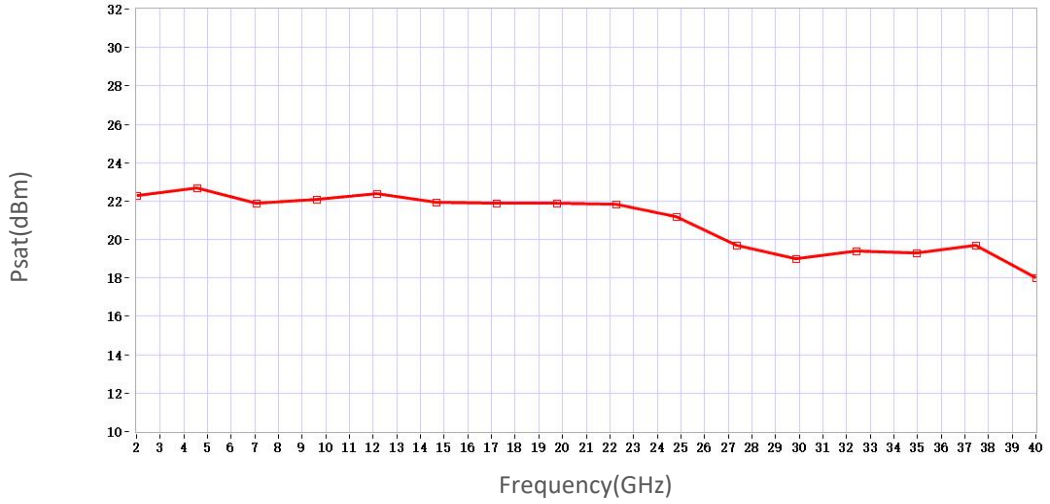


P3dB vs Frequency



典型曲线 Typical Performance Data:

Psat vs Frequency



Note: Above data is for ref only, actual data may vary from unit to unit depending on operating environment and other factors like material lots etc.