

Model TURVP18G26.5G-360

Voltage Controlled Phase Shifter 18-26.5GHz ,2.92 Female

Feature:

- Frequency Range: 18-26.5GHz
- High Phase Shift Accuracy
- High Phase Shift Range
- Single Positive Control Voltage

电气特性 Electrical :

参数Parameter	Min	Typ	Max	单位Units
频率范围 Frequency range	18-26.5			GHz
移相范围 Phase Range		360		°
插损 Insertion Loss	10			dB
输入驻波 Input VSWR		2		:1
输出驻波 Output VSWR		2		:1
控制电压 Control Voltage Range	0		16	V
控制电流 Control Current		1		mA
阻抗 Impedance	50			Ohms

机械特性 Mechanical :

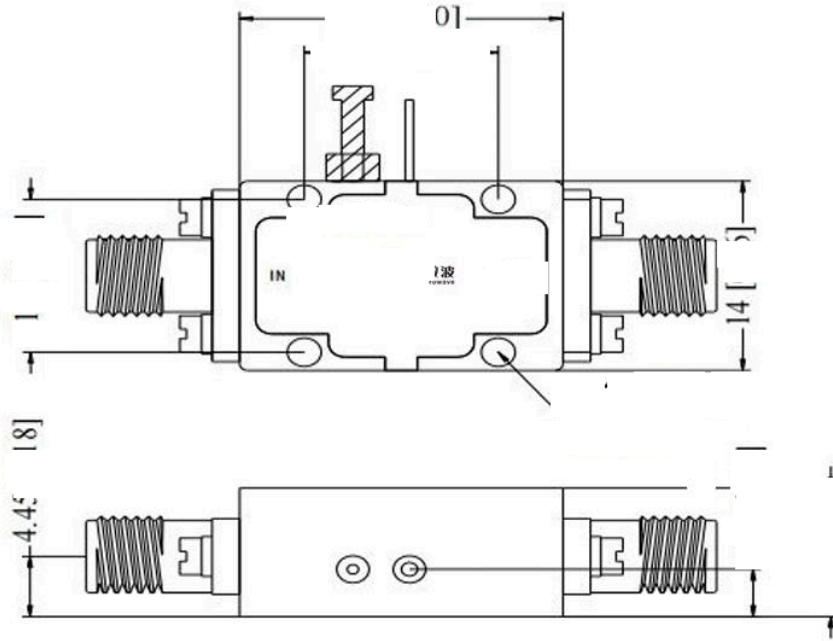
参数Parameter	指标 Value	单位Units
输入/输出接口 Input /Output Connector	29.2mm Female/29.2mm Female	
尺寸 Size	20*14*9.5	mm
重量 Weight	15	g

绝对最大值 Absolute Maximum Ratings:

参数Parameter	指标 Value
控制电压 Control Voltage Range	+16V
耐受功率 RF Input Power No damage	+16 dBm
ESD灵敏度 ESD sensitivity (HBm)	Class 0, passed 150V

外形尺寸 Outline Drawing:

Unit: mm



温度环境 Environmental Conditions:

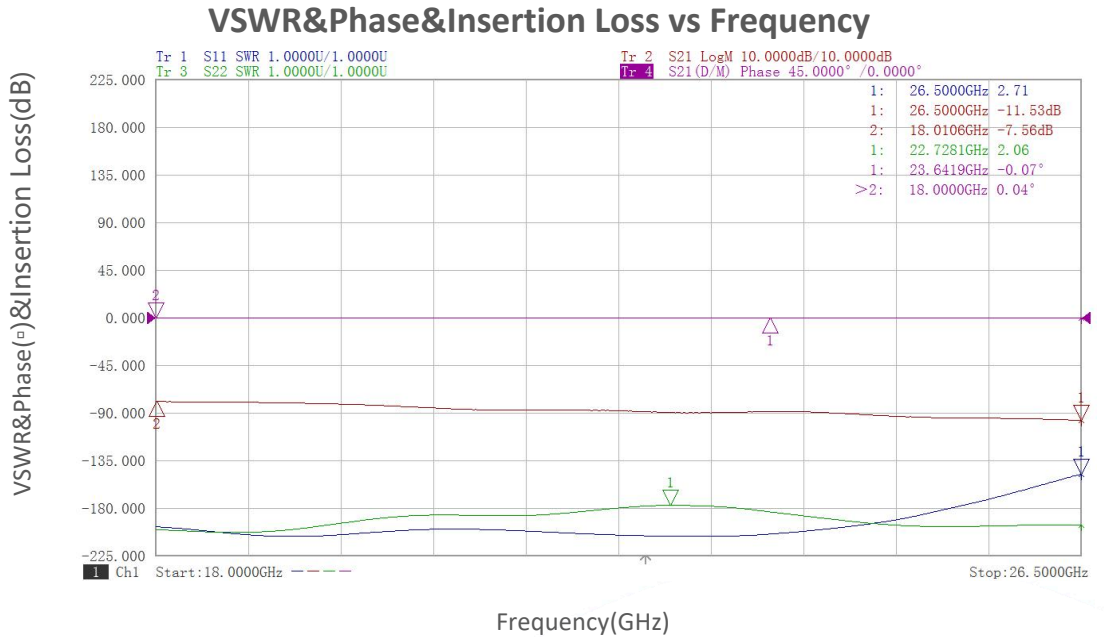
参数Parameter	Min	Typ	Max	单位Units
操作温度 Operating Temperature	-45		+85	°C
存储温度 Non-operating Temperature	-55		+125	°C
相对湿度 Relative humidity		95		%
海拔 Altitude	10,000			feet
震动 Shock / Vibration(MIL-STD-810F)	25g rms (15 degree 2KHz) endurance, 1 hour per axis			
冲击 Shock(non operating)	20g for 11msc half sin wave,3 axis both directions			

订货信息 Ordering Information:

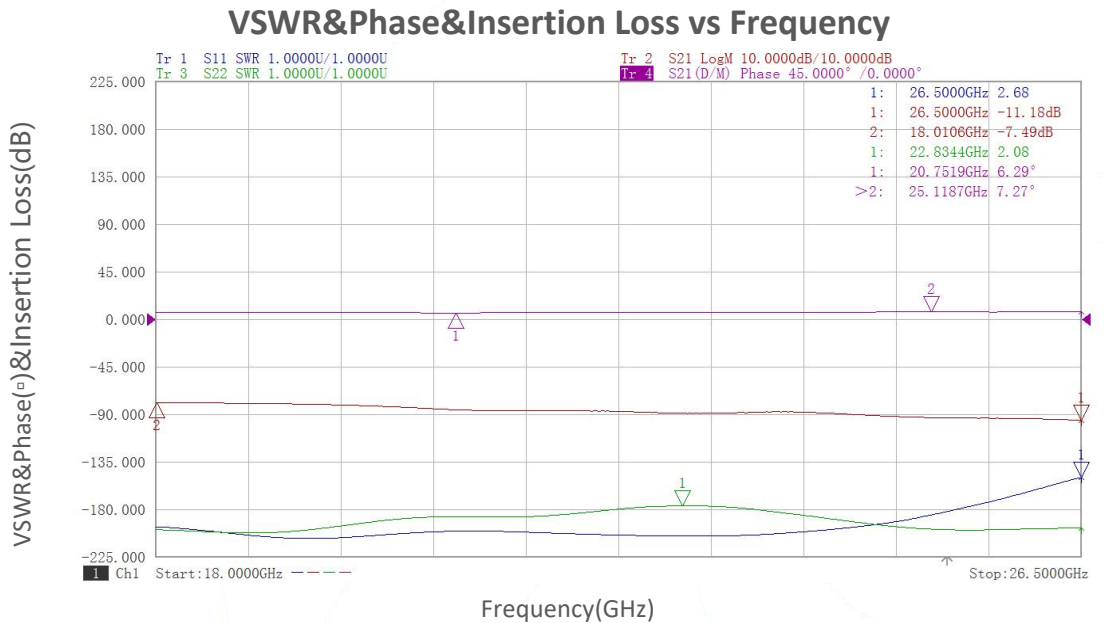
标准型号 Part Number	描述 Description	版本号Revision
TURVP18G26.5G-360	Voltage Controlled Phase Shifter ,18-26.5GHz,2.92mm Female	Rev.1.1

典型曲线 Typical Performance Data:

0V:



0.1V:

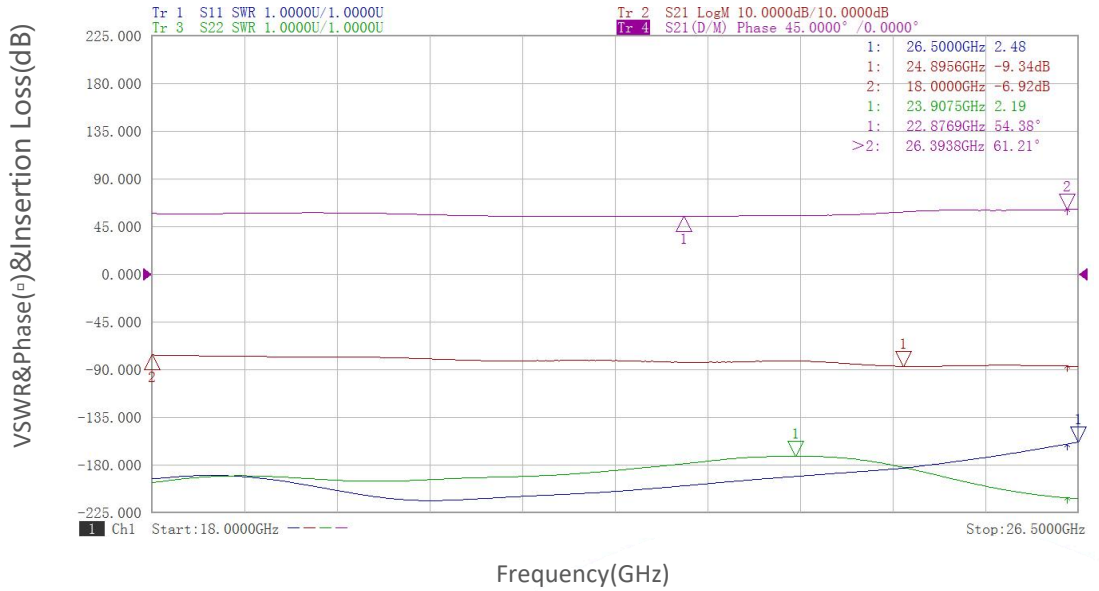


Note: Above data is for ref only, actual data may vary from unit to unit depending on operating environment and other factors like material lots etc.

典型曲线 Typical Performance Data:

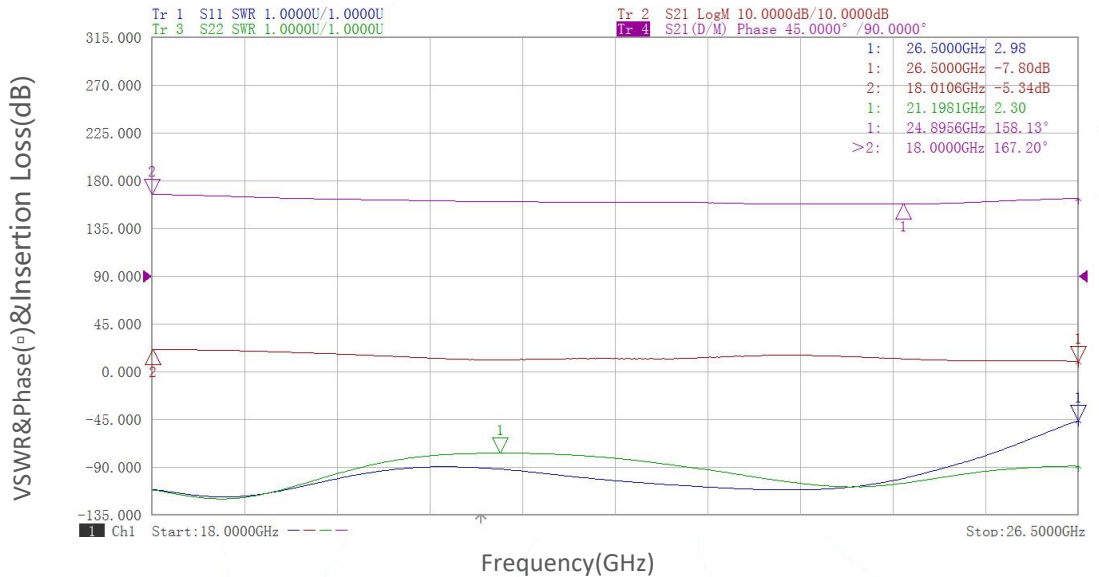
1V:

VSWR&Phase&Insertion Loss vs Frequency



4V:

VSWR&Phase&Insertion Loss vs Frequency

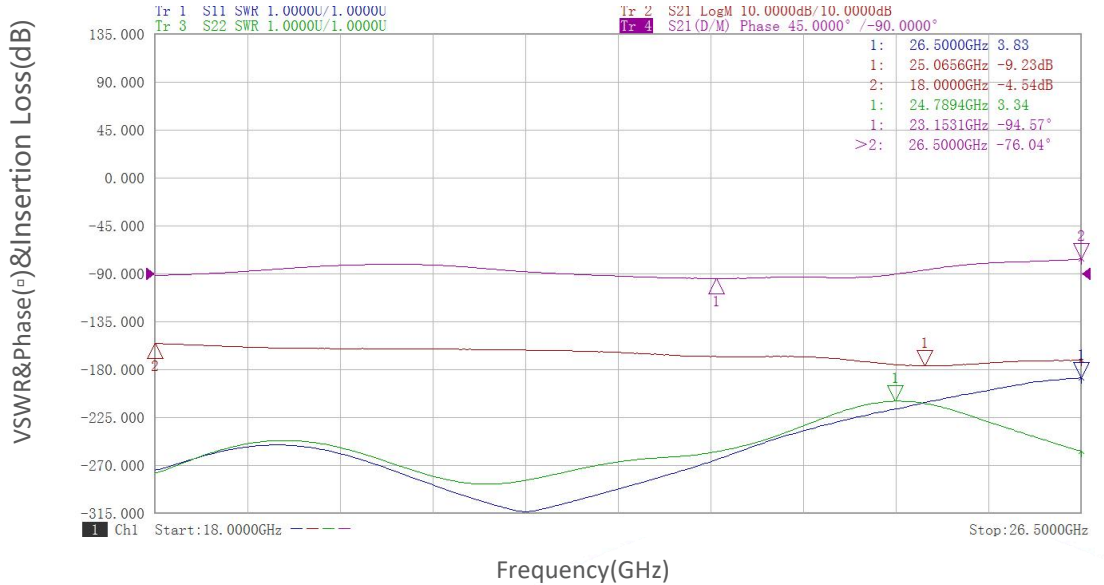


Note: Above data is for ref only, actual data may vary from unit to unit depending on operating environment and other factors like material lots etc.

典型曲线 Typical Performance Data:

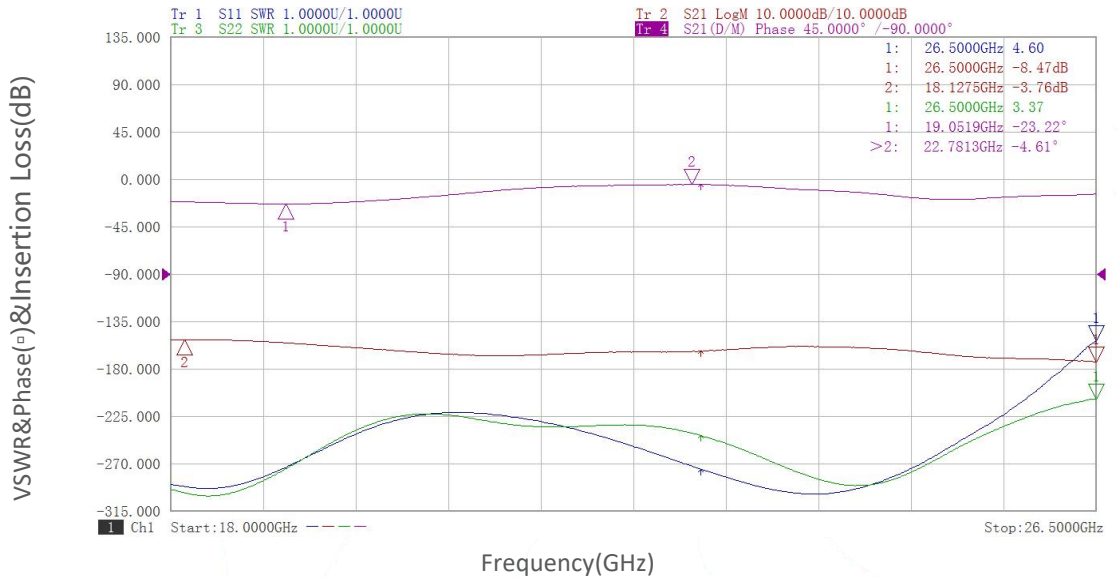
8V:

VSWR&Phase&Insertion Loss vs Frequency



12V:

VSWR&Phase&Insertion Loss vs Frequency

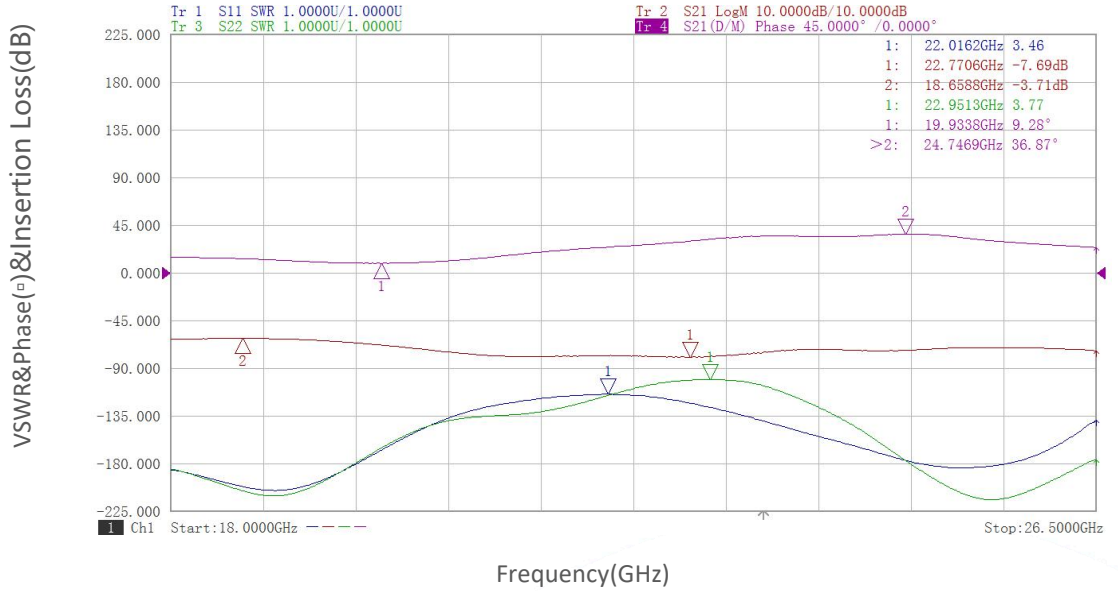


Note: Above data is for ref only, actual data may vary from unit to unit depending on operating environment and other factors like material lots etc.

典型曲线 Typical Performance Data:

16V:

VSWR&Phase&Insertion Loss vs Frequency



Note: Above data is for ref only, actual data may vary from unit to unit depending on operating environment and other factors like material lots etc.